

nacoscreen Glass System

- Heat / Chill Barrier
- Adjustable or Fixed Louvre System
- Fixed Vision Screen
- Sunscreen



Louvres Sunscreens Natural Ventilators

Ruskin Air Management Limited
www.ruskinuk.co.uk

General

*naco*screen can be used as a chill or heat barrier in front of primary glazing:
As a fixed or adjustable sunscreen:
As a louvre window system.

Blades are variable between 200 and 450 mm deep; are toughened or toughened laminated glass, subject to span and wind load.

Blades are secured with Naco stainless steel double patch fittings.
Type A patch for use with blades of 200-260 mm depth and wind load / span as shaded area of table.
Type B patch for all combinations of wind load / span as table, with blade depth of 260 - 450 mm.

The jambs are extruded aluminium with adjustable types incorporating a continuous brush pile weatherstrip.

Adjustable *naco*screen is designed for control by electric actuators. These are 24V DC, powering opening and closing cycles, enabling the use of battery back up systems for smoke control applications. A 230V actuator is also available.

Fixed *naco*screen can be prepared for fitting in any open position.

Where hand control windows are required, a cast aluminium rotary handle is fitted to one jamb and is connected to the *naco*screen link arm.

Fixed lights can be supplied below louvre blades where a safety barrier is required, eg. balcony screens.

For maximum span conditions please see table.

Maximum glass area per handle is:-

8 mm = 1.8 m²
10 mm = 1.5 m²

Maximum frame width 1500mm.

Glass Blades

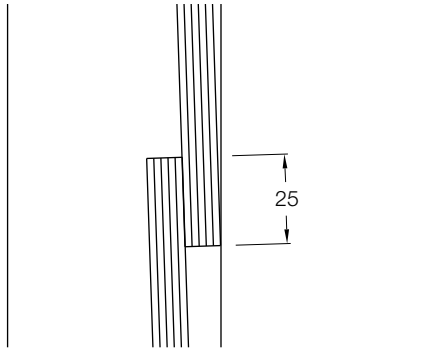
Wind Load n/m ²	Span mm	Span mm	Span mm
	8 mm toughened / 9.5 mm laminated toughened	Toughened 10 mm	12 mm toughened / 13.5 mm laminated toughened
1000	1340	1700	2000
1100	1300	1630	1940
1200	1280	1600	1900
1300	1250	1570	1860
1400	1200	1530	1800
1500	1190	1500	1760
1600	1170	1460	1720
1700	1140	1400	1700
1800	1120	1380	1680
1900	1100	1360	1640
2000	1000	1300	1600

Framed Windows Size Guide

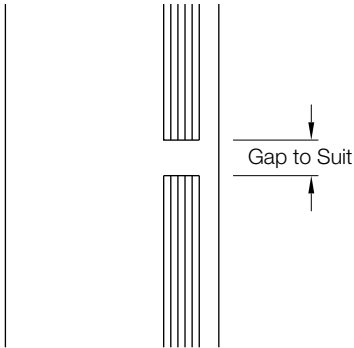
Single panel	
Width: min	300 mm
Width: max	2100 mm
Height: min	2 blade (subject to blade fittings)
Height: max	Unrestricted

Framed Windows Mullion Guide

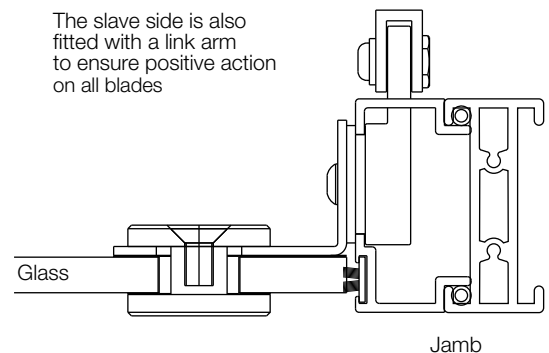
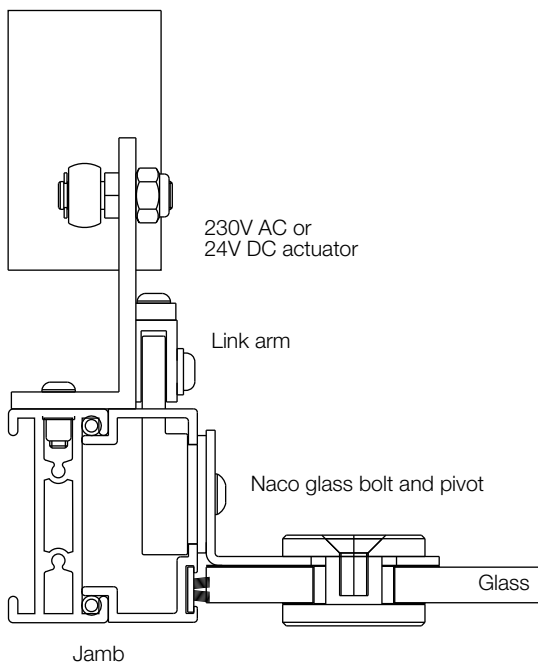
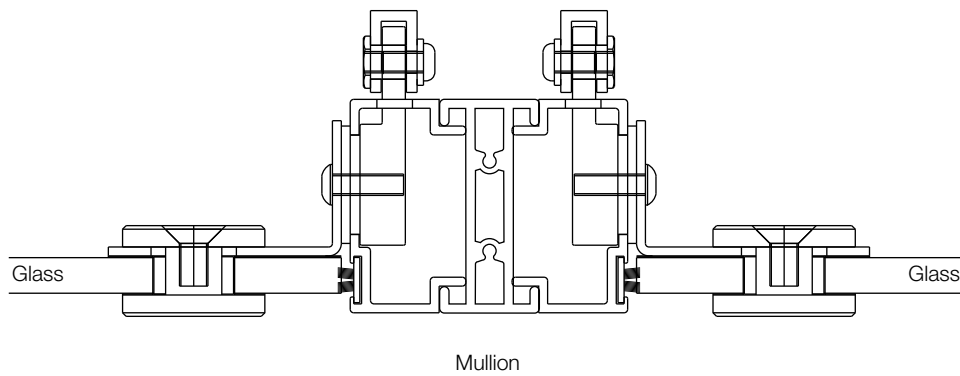
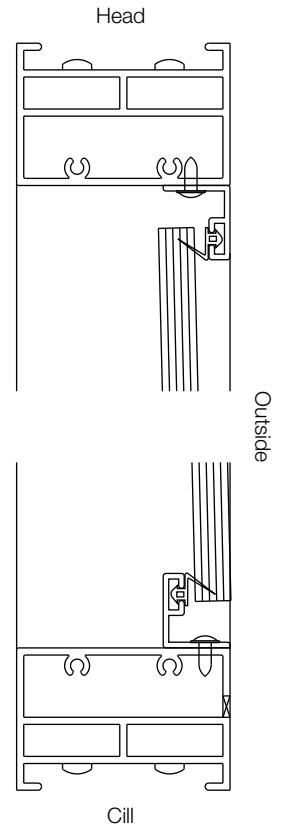
Wind load n/m ²	Window Size	
	W	H
1000	1500	2200
	2000	2000
1500	3000	1550
1800	3000	1450



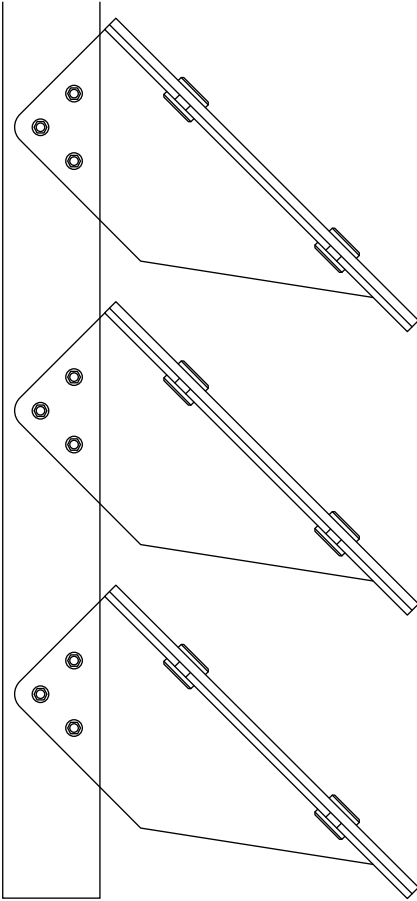
Louvre Lap



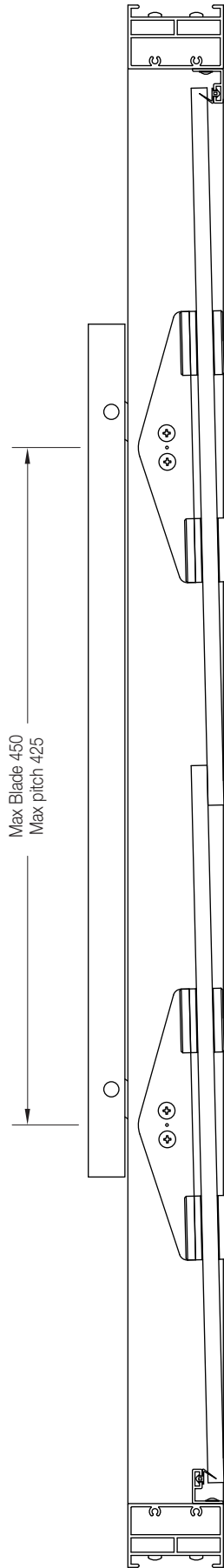
Chill or Heat Barrier
Open Joint Option



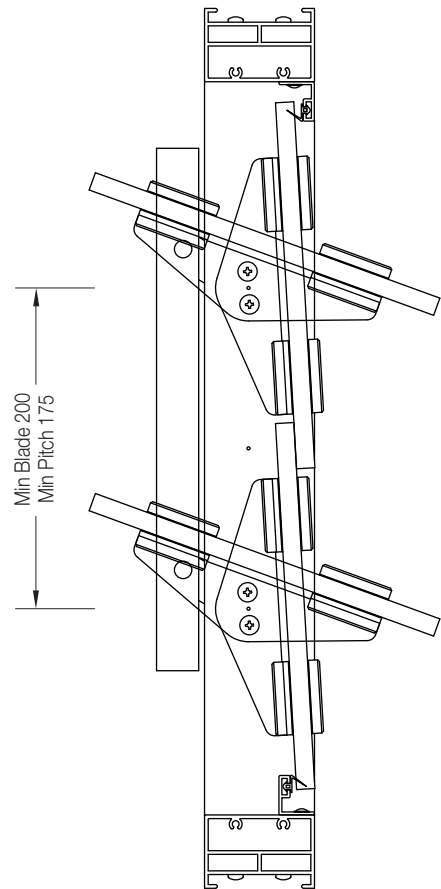
The slave side is also fitted with a link arm to ensure positive action on all blades



Fixed Blade Vision Screen




Type B




Type A



Electric Actuator



Rotary Handle



Aluminium Jamb Sections



Type B Patch Fitting



Type A Patch Fitting

**Ruskin Air Management Limited
is a BS EN ISO 9000 registered
company.**

The statements made in this brochure or by our representatives in consequence of any enquiries arising out of this document are given for information purposes only. They are not intended to have any legal effect and the company is not to be regarded as bound thereby. The company will only accept obligations which are expressly negotiated for and agreed and incorporated into a written agreement made with its customers.

Due to a policy of continuous product development the specification and details contained herein are subject to alteration without prior notice.

Comprehensive and detailed information is available for all Naco products. Visit our website at www.naco.co.uk

Ruskin Air Management Limited

Stourbridge Road, Bridgnorth
Shropshire, WV15 5BB
Tel: 01746 761921
Fax: 01746 766450
Email: sales@naco.co.uk
Website: www.naco.co.uk



Louvres Sunscreens Natural Ventilators